



Stay sharp this summer on IXL!



We've used IXL to reinforce our curriculum this year, and your child will continue to have access to the online program over the summer. With thousands of interactive skills, IXL is a fun way for your child to keep their learning fresh.



DID YOU KNOW?

Studies have found that students lose one to two months of math and reading skills over the summer. Use IXL to encourage your child to continue learning!

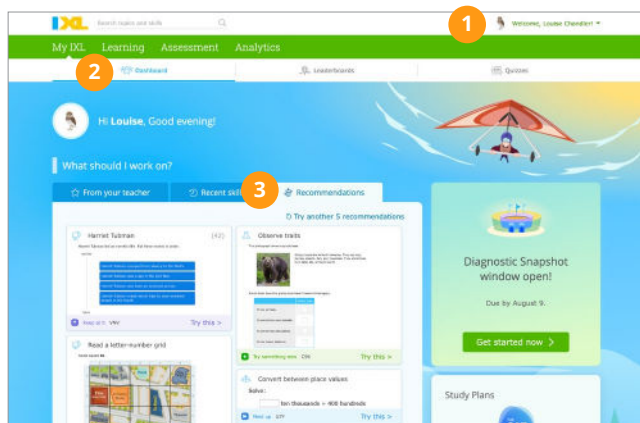
HOW DO I FIND SKILLS TO WORK ON?

1. Sign in to your child's account at www.ixl.com

Username:

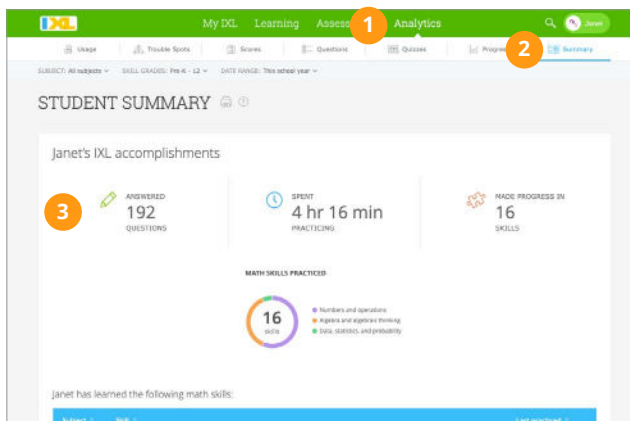
Password:

2. You'll be taken to your child's personal dashboard. Here you can see suggestions from their teachers of skills to work on over the summer as well as recommendations based on their practice history and learning needs.
3. Have your child explore these recommendations and choose skills that are interesting to them.
4. Keep coming back to see new suggestions throughout the summer!



HOW DO I CHECK MY CHILD'S PROGRESS?

1. Sign in to your child's account and select the "Analytics" tab.
2. You'll be taken to your child's Student Summary report.
3. Review the list of accomplishments and skills to work on.
4. Encourage your child to keep learning!



IXL MOBILE APPS

Going on a trip this summer? Take IXL along with our iPhone, iPad, Android, and Amazon Fire tablet apps!



Want more ideas for summer practice? Visit: www.ixl.com/inspiration/summer-fun



Keep the learning going this summer with IXL!



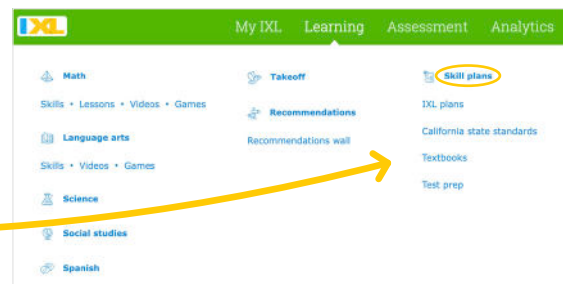
Exciting news: your child will have access to IXL all summer long! To get started, simply have your child sign in to IXL and start working on skills.

And, easily find the right skills to prepare your child for next school year with IXL's **Summer Boost skill plans**. These ready-made sets of essential skills prepare kids for their next grade level. Have your child work through these day-by-day recommendations over the summer to give them a strong start next school year.

How to find the perfect IXL skills for summer

1

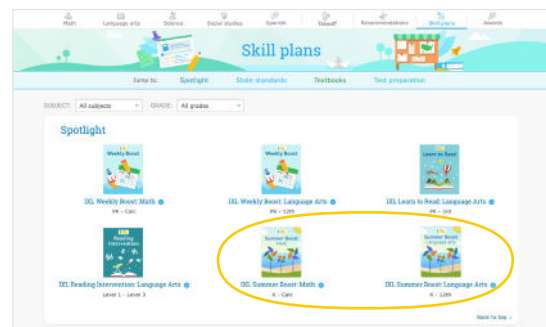
Once signed in to IXL, hover over Learning in the green toolbar and click on **Skill plans**.



2

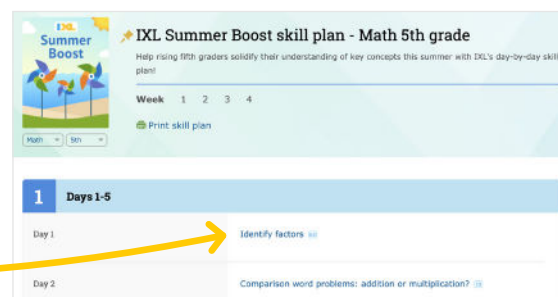
Click into a **Summer Boost skill plan**, located at the top of the page in the Spotlight section.

*Hint: If a child just finished 4th grade and is a rising 5th grader, click into the 5th grade skill plan.



3

Your child can begin working on the **skill plan** by clicking into the first skill. We suggest following the pacing guide on the skill plan.

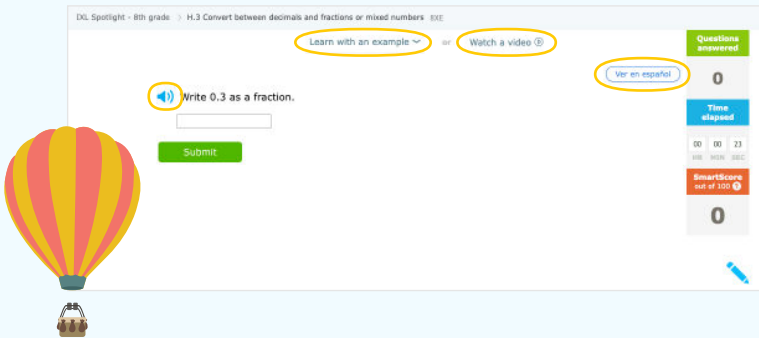


Tips for Success

Work to a SmartScore of 80

For each IXL skill, your child should work to a SmartScore of 80, which is considered proficiency. This assures that they have a really good grasp on the skill.

If your child achieves proficiency and is ready for a challenge, they can always strive for mastery—a SmartScore of 100!



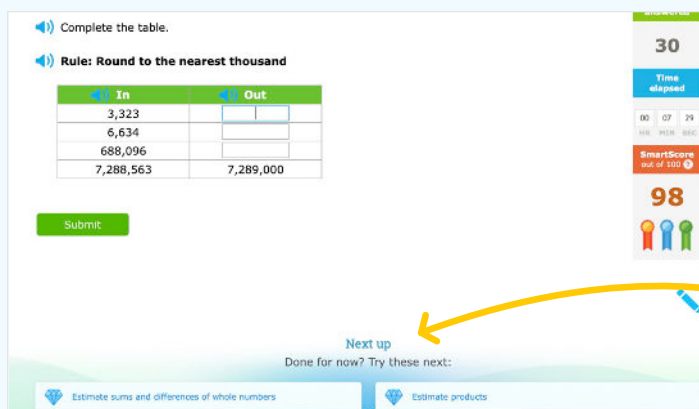
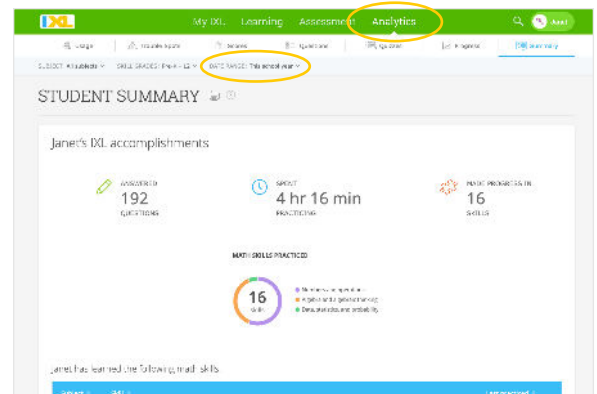
In-the-moment support

IXL provides built-in tools to assist kids learning on their own. This includes audio support, Spanish language support, video tutorials for key math and language arts skills, and immediate feedback with step-by-step explanations.

Track your child's progress

See how your child is progressing and where you can help them grow. Navigate to Analytics to open the Student Summary report.

Change the date range to filter for your child's summer progress. You'll see all their recent accomplishments, which skills they need additional help on, and ways that you can provide extra support with IXL.



Go above and beyond

Challenge your child with a "Next Up" skill! After kids have reached a SmartScore of 90 in a skill, IXL recommends "Next Up" skills that build upon what your child just learned so they can continue to advance.

